




Marwood Mortar Tubs Instructions

	250L FORKLIFTABLE MORTAR TUB (mighty)	250L CRANE/FORKLIFTABLE MORTAR TUB (mighty)	250L RECYCLED MORTAR TUB
Image			
Colour	Red	Red	Black
Overall length	1132	1175	1150
Overall height	535	535	535
Height with handles in lifting position (mm)	N/A	675	N/A
Overall width	782	782	785
Approx. weight (kg)	17	31	14
SWL (kg)	N/A	650	N/A

Rendered images are for illustrative purpose only. Values above are correct at the time of survey and specifications are subjected to changes due to shrinkage and expansion of the tub.

1.0 General Information

This mighty plastic tub is manufactured for use in the construction industry for the delivery or movement of mortar. THE SWL marked on the tub and the Declaration of Conformity MUST NOT BE EXCEEDED.

The primary lifting equipment being utilised must conform to current European Machinery Regulations and have the correct **SAFE WORKING LOAD** certification for the radius being used. This equipment must only be operated by a trained and competent operator assisted by a qualified banksman.

Current Health and Safety legislation requires that all equipment used for lifting purposes must be issued with a Declaration of Conformity or a Report of Thorough Examination.

2.0 Safety Instructions for mighty & recycled tub

THE FOLLOWING INFORMATION IS ISSUED FOR YOUR SAFETY AND SHOULD BE OBSERVED AT ALL TIMES.

1. The plastic tub should be subjected to a visual inspection prior to each use.
2. ANY DAMAGE sustained must be notified to a competent person immediately.
3. Should damage occur to the Lifting Eyes, Fork Pockets or any part of the main structure which effects the stability, THE THOROUGH EXAMINATION WILL BECOME INVALID and YOU MUST STOP USING THE EQUIPMENT.
4. When the tub is being used with a forklift truck or similar, the forks must be fully engaged in the fork pockets provided.
5. The 2 lifting points should be used when connecting to a lifting chain hook, DO NOT loop chain through the lifting hook.
6. The tub should always be stored, lifted or landed to and from a firm level surface.
7. The tub MUST NOT be used for transporting personnel.

3.0 Maintenance for mighty & recycled tub

1. The craneable tub should be subjected to a thorough examination by a competent person at six monthly intervals.
2. After use, the tub should be washed thoroughly to remove any residue using water and a stiff brush or pressure washer. Should it be necessary to chip off hardened concrete, you must wear eye protection.
3. It is recommended that all areas liable to contamination should be treated with a heavy-duty mould oil or release agent before use.
4. Use of plastic liner bags is recommended. The liner bag reduces the time required for cleaning and prolongs the onsite useable time of the tub.

The tub must not be modified or disassembled